




Year 1 IMPACT
Reading Workshop:
**How to support your
child with their reading**



The Power of Reading!

Creating a love of reading in children is one of the most powerful ways of improving their academic success.






Reading requires two skills

Phonics and Word Recognition


- The ability to blend letter sounds (phonemes) together to read words.
- The ability to recognise words presented in and out of context.

Understanding


- The ability to understand the meaning of the words and sentences in a text.
- The ability to understand the ideas, information and themes in a text.



Essential Letters and Sounds




- Consistent approach
- Daily lessons
- 5 phases:
 - phase 1 Nursery
 - phases 2 to 4 Reception
 - phase 5 Year 1



Phonics

- letter sounds (phonemes)
- sounds made up of more than one letter e.g. oa as in fl-oa-t, ai as in p-ai-n
- blend them together
- harder to read words e.g. said, little, some, what




Phase 5 – Year 1

Alternative pronunciations for graphemes -
e.g. the 'or' phoneme can be spelt; aw (paw), au
(Paul), al (all) our (tour)

Harder to read words


said, so, do, have,
like, some, come,
were, there, little,
one, when, out,
what










Phonics screening

- June 2026
- Sounding out and blending
40 real and made up words
- 'pass' is usually 32 out of 40



Phonics screening

Section 2		Section 2	
brend		label	
throst		vanish	
stret		blossom	
spraw		thankful	



More information about phonics


www.martinprimary.org.uk

- Learning/curriculum/how we teach phonics
- Parents/Carers/ Parent/Carer meetings/ Year 1 phonics test



**Being able to read does
not mean you
understand what you
read.**

The next slide is easy to read –
but do you understand what it means?




An extract taken from a computer manual

According to the previous ATA/IDE hard drive transfer protocol, the signalling way to send data was in synchronous strobe mode by using the rising edge of the strobe signal. The faster strobe rate increases EMI, which cannot be eliminated by the standard 40-pin cable used by ATA and ultra ATA.



**Your child might sound like
a good reader but may not
necessarily understand
what the text means.**

The best way to develop
understanding is to **talk about texts.**



What we do in school

- Phonics
- Shared reading
- Guided reading
- Independent reading
- Reading across the curriculum
- Class stories
- Library time
- Send books home (pls remember to return!)




**What can you do
to help?**



Reading sequence

1. introduce the book
2. 'walk through' the book
3. read together
4. recall and respond to the book



Reading 'tricks'

- sound out the word and blend
- split the word into smaller words
- look at the pictures
- read to the end of the sentence
- finally, ask a friend



Ask open questions

Closed questions	Open questions
Do you like this book? → Do you like this character? → It's a good story isn't it? → Do you like reading? → Do you like this kind of story? →	What do you like about this book? What do you think of this character? Why do you think this is a good story? What's great about reading? What is it about these stories that you like so much?

Change questions so that the answers cannot be *yes* or *no*.



Recalling and responding to the text


Fiction

- Where did the story take place?
- Who are the characters?
- Retell the story with puppets/actions
- How do you think he/she felt when...?
- How would you feel if...?
- What might have happened if...?
- What do you like about this story?




Non-fiction

- What is a contents page for?
- Where in the book would you find...? (using the contents page)
- Tell me an interesting fact about...
- What do you like about this book?



Some other tips

- make reading visible
- introduce a variety of genres – respect their choices and interests
- share books every day – little and often
- talk about books
- sit and listen - don't do chores around the reader!
- boys need to see that reading is something men do



Bug Club



Bug Club

**Most importantly
remember to
enjoy reading!**