


Martin Primary School
27th September 2018




TAPESTRY
ONLINE LEARNING JOURNAL




What Is Tapestry?

- An Online learning journal system.
- Staff record children's progress and activities using tablet devices and PCs.
- Parents can view their child's journal on mobile devices and on their home computers, and can make observations of their own using a secure login system.
- When the child leaves the setting, parents can be given PDF copies of the Journal, and a copy of the journal can be transferred to other schools that use Tapestry for them to continue with it.
- Parents can now download videos and photos. **DO NOT SHARE!**




Why Are We Using Tapestry?

- It creates a two way communication between us (the EYFS team), and you (the parents and carers).
- We can upload flexible media meaning you can see pictures and videos of what your children are really up to at school.
- Greater opportunities to extend your child's learning at home – you can view next steps and communicate with us whenever you like.
- Unlike a physical, hard copy book, it's easy to share with groups of relatives, such as extended families, separated parents and relatives living overseas.



How Is The Data Protected?

- A password is required to access Tapestry, and parents can only view observations of their own children, or with permission, group observations.
- Hosted on secure cloud servers within the EU.
- Tapestry uses the same encryption as online banking.
- Data is stored separately for each school.
- Tapestry's developers and support personnel require our permission to access our Tapestry account.




How Does It Work?

- Photos, videos and observations are uploaded to Tapestry.
- It is accessed via the android/iOS app or the Tapestry website.
- It enables you to comment on observations or add your own, so you can show us what your child is doing outside the school day – weekend trips, exciting learning opportunities, trip to the shops etc.
- Email notifications can be sent to inform parents of new observations and comments.



Say hello to Tapestry;
the innovative, interactive
online learning journal



Tapestry

An online journal recording all the

Activate Windows

Go to Settings to activate Windows.



Tapestry are hiring!



Email address

Password

Log-in

[Having trouble logging in?](#)

Need help?

[Tapestry Tutorials](#)


New to Tapestry?

[What is Tapestry?](#)

Looking for the original version of tapestry?

It is at <https://eylj.org>





What Does It Look Like?

Welcome to Kangas Nursery

Page Filters

Daniel Aaron



Test 18 Jul 2014 04:52 AM by Sarah Ginn 2406

1234

A Aaron 1 assessment



Psed 16 Jul 2014 06:59 PM by Dot Hallam 0707

Tomorrow is my brothers birthday' how old is he going to be? 'Three old' is he going to be 3 years old? 'Yes, and my sister Naomi' have you got a big sister or a little sister? Friend 'little...

A Aaron



making 60 01 Jul 2014 09:12 PM by Elisabeth Ireland

In our maths session today A knew that the equals sign could be put anywhere in a calculation pattern of 10s to establish that 100-40 was 60.

A Aaron



Baking a cake 01 Jul 2014 05:49 AM by Elisabeth Ireland

Aaron baked an amazing cake and all the teachers ate it.

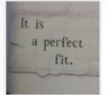
A Aaron 3 assessments



Number of the week 01 Jul 2014 05:37 AM by Elisabeth Ireland

A knew that $60+60+2=122$

A Aaron 3 assessments



Reading 30 Jun 2014 08:04 PM by Rachel Holmes 2406

Aaron was looking at books in the reading area and independently blended the word 'fit'.

A Aaron 1 assessment



Danielle Aaron

MOTHER - 21 Oct 2015 10:01 PM

Delete

Wow I love this cake, it looks delicious! Can Aaron Bring a piece home?



Joe Gardner

STAFF - 21 Oct 2015 10:02 PM


Delete

Yes of course I will make sure we save a slice

Leave a reply



Add Reply



How YOU can add an observation desktop

The screenshot shows a web browser window displaying the EYLF settings page for Martin Primary School. The page title is "Welcome to Martin Primary School". The main content area is titled "Observations" and shows a list of observations. A red arrow points to the "Add Observation" button in the top right corner of the observations list.


Page 1 of 3 **1** 2 3 NEXT

Results on this page can be filtered and sorted by clicking the Page Filters icon at the top of the page.

- Halloween spider** 02 Nov 2015 02:21 PM by Sharon Brosnan
Elsie Bingham
- Trip to the field** 13 Oct 2015 03:27 PM by Sharon Brosnan
Trip to the field for Eco warriors looking after our environment and the world around us
Elsie Bingham 1 assessment
- My family** 12 Oct 2015 09:49 AM by Sharon Brosnan
Using the whiteboard.
This is a picture of my family it has my mum daddy my sister and me

https://eylf.org/index.php?app=core&module=school§ion=page&do=form&schoolid=1616&k=1447794278

Search the web and Windows | 9:05 PM 11/17/2015



How to add an observation – desktop

Observations / Add Observation

Add Observation

Save

Observation

Children

+ Select Children

Title *

Notes

Options

Created *


09 Nov 2016 01:57 PM

Add to journal

After manager approval

Author

Julia Rundle



How to add an observation – desktop

Add Observation - Google Chrome

The Foundation Stage Forum Ltd. [GB] | https://tapestryjournal.com/s/martin-primary-school/observations/add

Observations Children Snapshots Analysis

Julia Rundle

Title *

Notes

Add to journal

After manager approval

Author


Julia Rundle

Media

Warning! When a relative is viewing an observation with multiple children, any photos will be disguised so they cannot be viewed by relatives.

Drag and drop files here or use the **Add Files** button below

Add Files Start Upload



How to add an observation – desktop

Add Observation - Google Chrome

The Foundation Stage Forum Ltd. [GB] | <https://tapestryjournal.com/s/martin-p>

Observations Children Snapshots Analysis

Notes

Media

Warning! When a relative is viewing an observation with multiple children...

Drag and drop files

Add Files Start Upload

Open

This PC > Pictures

Search Pictures

Organise New folder


- This PC
- Desktop
- Documents
- Downloads
- Music
- Pictures**
- Videos
- WINDOWS (C:)
- Julia.Rundle (\\M...
- Public (\\martin...
- Staff Share (\\m...
- Network

No items match your search.

File name:

Customised Files

Open Cancel



How YOU can add an observation Tablet/ phone app

Tapestry App Interface

Login Screen

Username and Password fields

TAPESTRY

Email

Password

Login

Login button

Home Screen

Different observations

Search

Log out/Settings

Add an observation

TAPESTRY



Jim saw some ponies
9 minutes ago
Jim Bloggs



The World
Lesson about the world map
15 minutes ago
Jim Bloggs




Jim had a go in the car
21 minutes ago
Jim Bloggs



Jim played on the swings
32 minutes ago
Jim Bloggs




Child's profile picture



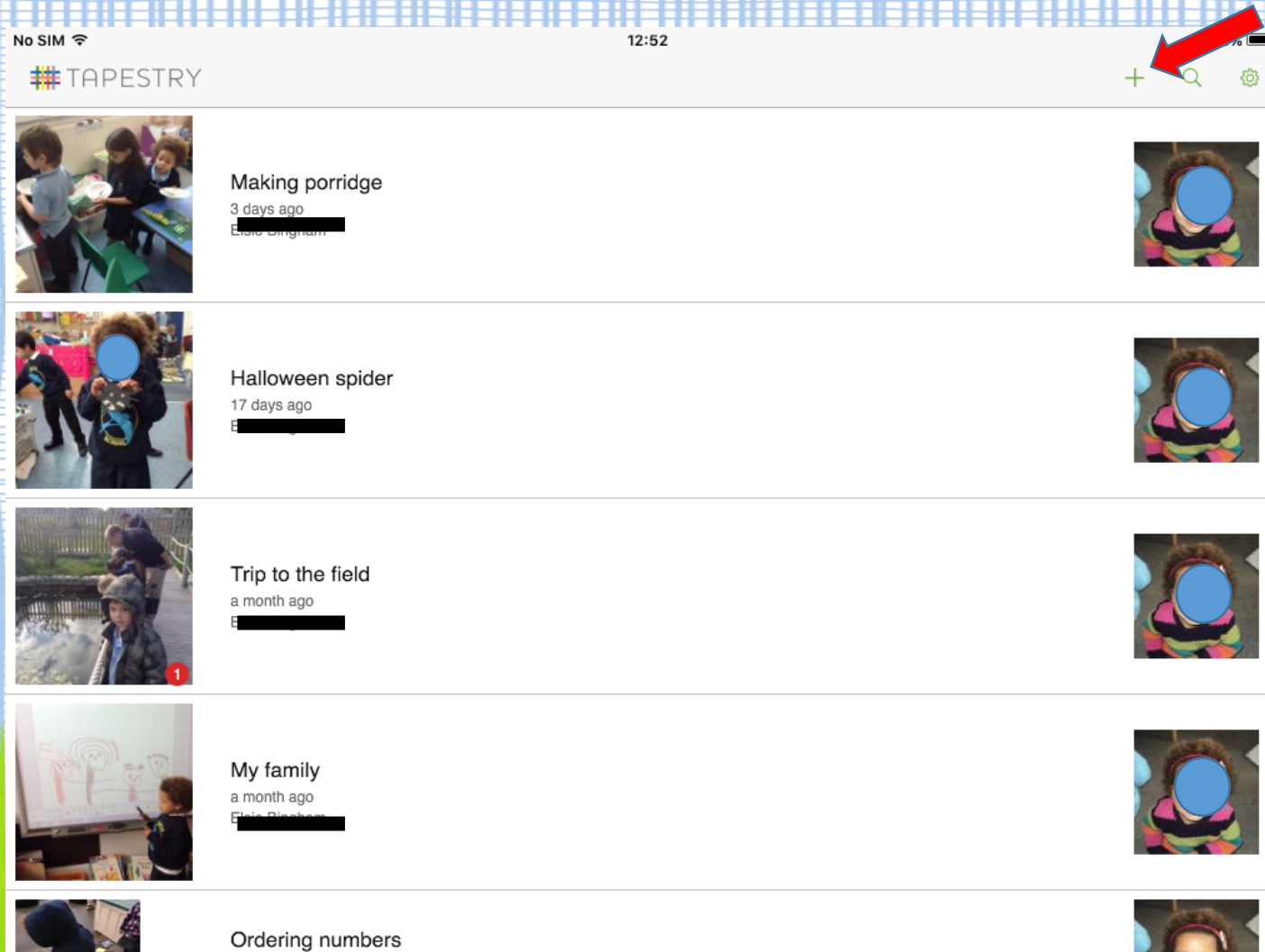
How YOU can view observations

To view an observation, tap the one you would like to see. You can scroll down (and up) by dragging up and down on the screen if there are quite a few to view.


The screenshot displays the Tapestry app interface for viewing an observation. At the top left is the Tapestry logo, with a callout box stating: "Press the Tapestry logo to return to the main screen." To the right of the logo are navigation arrows, with a callout box stating: "Use the arrows to navigate to the next and previous observations." The observation title is "Jim had a go in the car" dated "15/12/2015 with Jim Bloggs". Below the title is a photograph of a red toy car, with a callout box stating: "Observation image/s." Underneath the image is a yellow highlighted text area containing the note "Jim loves to play in the toy car", with a callout box stating: "The notes section." Below the notes is a "Like" button, with a callout box stating: "Click the here to 'Like' the observation." Below the like button is the user profile for "Jim Bloggs" (60 Months), followed by a section "Added by Joe Geeh" with a silhouette icon. At the bottom is a "Comments (0)" section with a text input field "leave a reply..." and an "Add Comment" button, with a callout box stating: "Observation comments. Relatives and staff can use this section to discuss this observation."



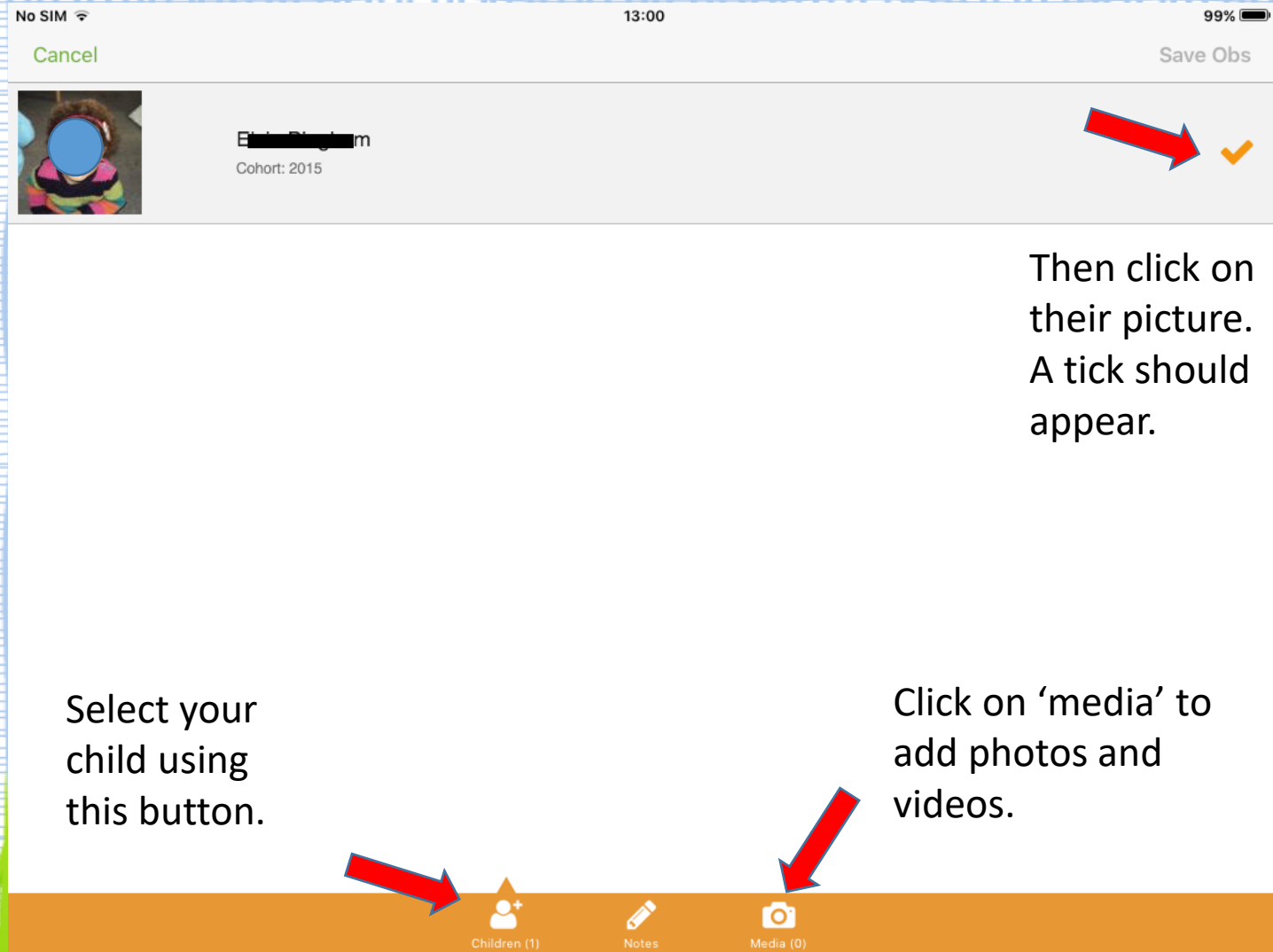
How YOU can add an observation Tablet/ phone app



Simply click on
the add sign




How to add an observation – Tablet/ phone app



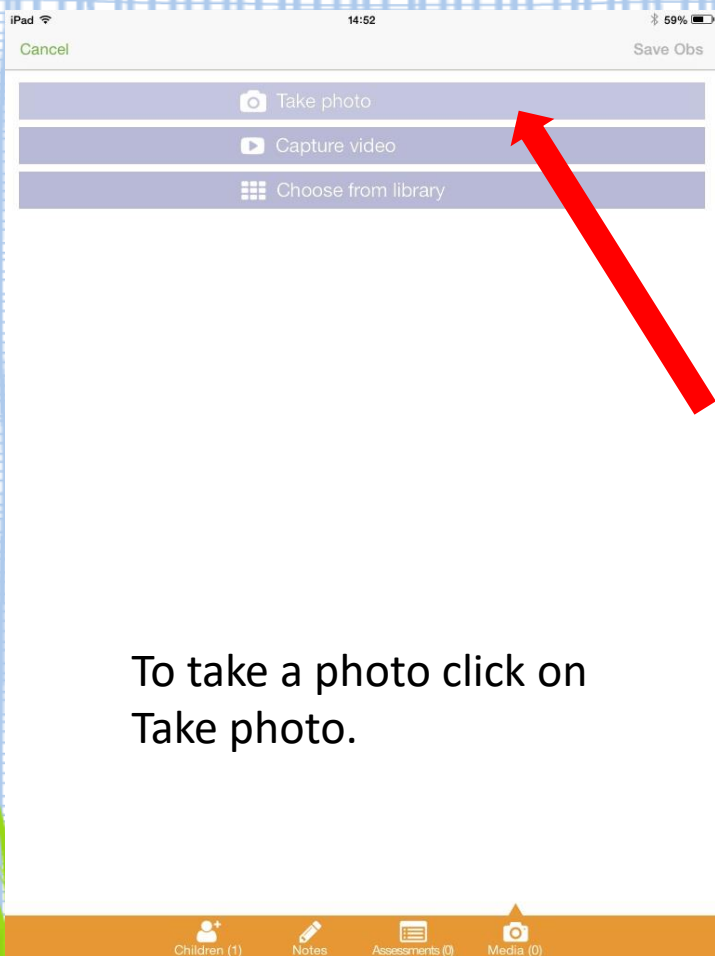
Then click on
their picture.
A tick should
appear.

Select your
child using
this button.

Click on 'media' to
add photos and
videos.




How to add an observation – Tablet/ phone app



To take a photo click on
Take photo.



The camera is then
activated. Simply
hold your device in
position and click the
white circle.




How to add an observation – Tablet/ phone app

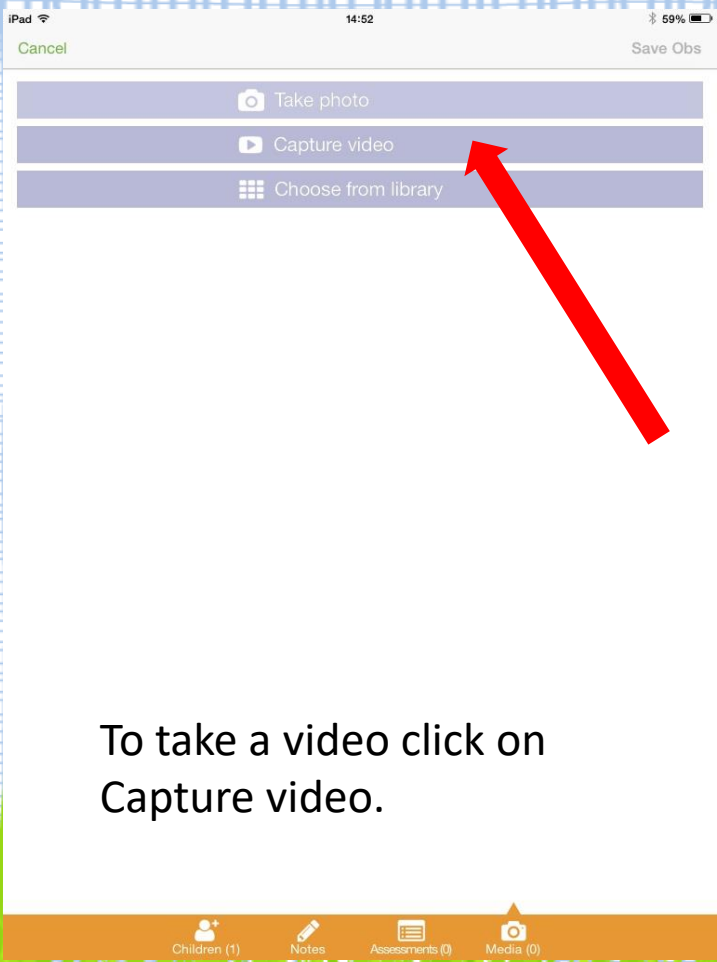
If you need to retake
the picture simple
press Retake.



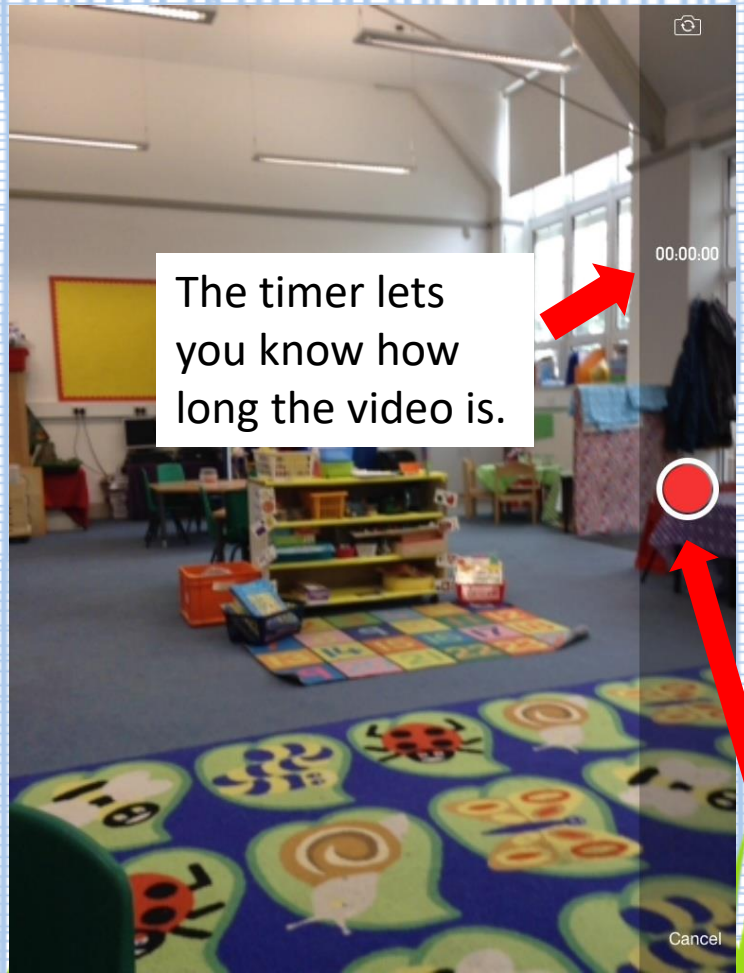
If you are happy
with the photo
press Use Photo.



How to add an observation – Tablet/ phone app




To take a video click on Capture video.



The timer lets you know how long the video is.

The video is then activated. Simple hold your device in position and click the red circle. Press the red button again to stop recording.

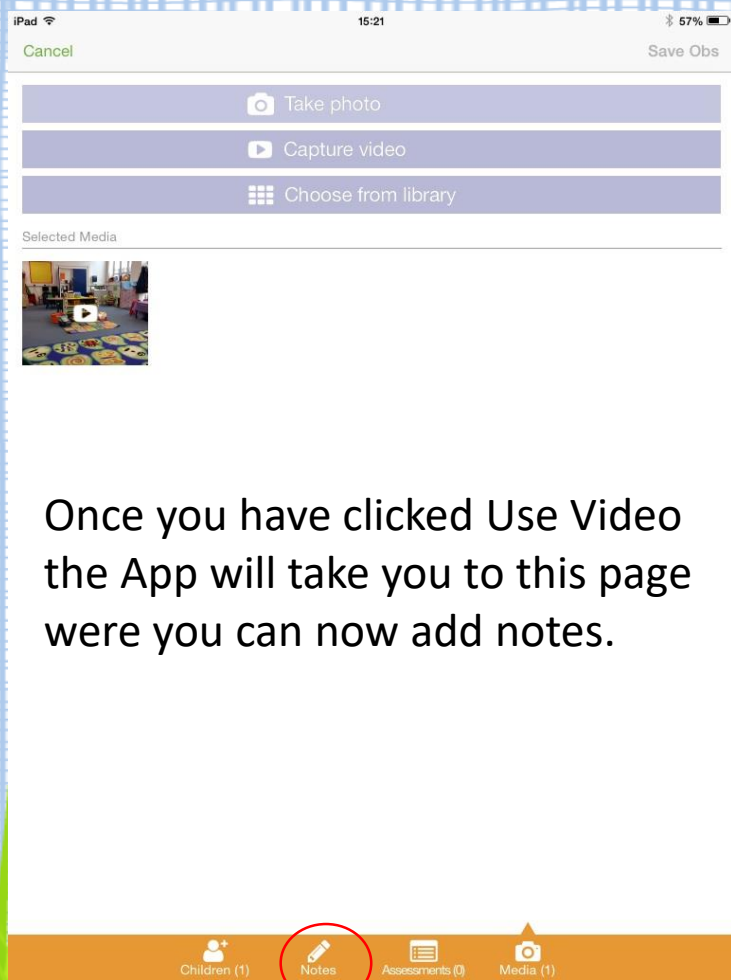


How to add an observation – Tablet/ phone app




If you need to retake the video simple press Retake.

If you are happy with the video press Use Video.



Once you have clicked Use Video the App will take you to this page were you can now add notes.



How to add an observation – Tablet/ phone app

iPad 11:57 72%

Cancel Save Obs

Francis's first week in Reception


Observation

Children (1) Notes Assessments (0) Media (2)

ALWAYS PRESS SAVE OBS WHEN YOU'RE FINISHED!

You will always need to give your observation a title.


You can then add in the description now or save it for later.



Comments


Observations can only be saved if you add a comment.

These comments are really valuable. Please don't worry about your English. Anything you can tell us about your child's enjoyment of the activity as well as new learning helps us form a more complete picture of your child.



Access

Please see a member of staff if you do not have access to the internet.



Any Questions?

